



Sports Floor



The Company

Based in Portugal, Sports Partner is a worldwide Sports Flooring manufacturer with several years of experience combining Sports Performance with the highest engineering production that is reflected in each Sports Partner product, assuring you to have the most advanced Sports Floors available in the market.

Combining Design with engineering we developed the best Multisport Flooring Surfaces both for indoor and outdoor use.

The bases of the development of our Sports Floors have so many crucial factors as: Comfort, Security, Performance, Design, Functionality and Protection of investment.

Our equipments have been selected by many Federations as the Portuguese Federation of Handball, Portuguese Federation of Tennis, Spanish Federation of Basketball, etc., to be present in their national and international competitions.

We're talking about high competition with maximum level requirement of Floors and Sports Equipment, which we continue to deserve the total confidence of this type of entities.

To mention only some examples, our Sports Floor were played on by Roger Federer (21.º Estoril Open 2010), Portugal-Spain (IHF), Portugal-Ukraine (IHF), Portugal-Suisse (IFH), Cup and Super Cup 2009 and 2010 (IHF), Intercontinental Feminine Futsal Cup in Lagoa 2009 (S.L. Benfica, FC Aurora St Petersburg, etc).

Despite this high level of competition and due to Sports Partner Floors performance vs economical you can find our products both Indoor and Outdoor in Schools, Public Sports Facilities and other Competition events, having different levels of demand and usability that always over achieves the end user expectations.

The high quality of our Sports Floors is defined in 12 Years limited warranty we provide as they have satisfaction guaranteed in terms of quality and durability.

If you are searching for a Sports Floor that has high performance, that protects the users physical integrity, attractive look, low costs of maintenance, versatile and economic we have the correct solution for you.





The Sports Floor installed on an Indoor or Outdoor facilities it's the equipment that it will have more use and consuming due to the fact that it is the equipment common to all of the Sports available in this facility.

This is why you should choose carefully the type of Sports Floor you will use.



Beside the Sports, Functional and Economical advantages there are other aspects you should consider when deciding which Sports Floor to buy.


The presence of Humidity and / or Infiltrations could cause several damages (Partial or Total) on a type of Sports Floor that use any type of glue to be fixed to the floor base, or a wood floor.

Maintenance is also an important aspect that you should consider when acquiring a Sports Floor. Most of the common solutions existent in the market require constant maintenance with very high costs that normally the buyers don't consider when they are deciding a Sports Floor acquisition. The real cost of a Sports Floor is: Acquisition Cost + (Cost of Maintenance x Lifetime durability).



Our Sports Floors are made of Polypropylene Copolymer of high impact with our own secret formula, anti-bacteriological with characteristics unalterable in the presence of water or humidity's assuring a great resistance and durability of your Sports Floor.

It doesn't require any special cost of maintenance, either than a regular cleaning with water and a PH neutral detergent that you should perform whenever you feel like.



If you seek a solution on the market with more advantages at Athletic, Functional, Economic and Durable, Sports Partner has the solution for you.

Why a Sports Partner Floor?

Advantage Sport



Protect the physical integrity of athletes through the vertical and lateral shock absorption.

More comfort due to its excellent impact absorption to minimize risk of injury at the joints and lower back.

Antibacterial product that does not create bacteria and fungus.

Unlike some of "spongy" Flooring we have a hard surface that enables perfect ball rebound.

The surface of our Flooring is designed to allow a perfect level of grip in all directions for all indoor sports including Sports on skates.



Functional Advantages

Easy assembly / disassembly through fittings male / female connections.


Wide range of options of desired colours for the play and security areas.

Advertising through the modification of some tiles colours.

High resistance to extreme temperature conditions.

Applicable in any final levelled hard surface.

Best relation Price / Quality.





Handball ECH Qualification Senior Women

**Portugal x Ukraine
(IHF)**

**SPORTS PARTNER FLOOR
NAXOS**

Playoff World CUP 2011 Handball



PORTUGAL X SPAIN

SPORT LISBOA E BENFICA

**SPORTS PARTNER FLOOR
NAXOS**

Economic Benefits


Initial investment more attractive than other solutions

We have solutions more economically attractive compared with other solutions, not only on the initial investment but also during its use because it is not necessary to perform costly maintenance.




Protection of Investment

When buying a Sports Partner Floor you are protecting your investment because even if you buy it to use it in an old Sport Facility and in the mean time are building a new one, you can always use it again. With other types of floors (definite), you would not be able to move it losing all the investment you made.



Repairs are easy to do in case of an accident that damages the Sports Floor

Unfortunately some times some accidents occurs on the Sports Flooring caused by transport and installation of sports equipment (Handball Goals, Basketball Goals, etc..). This is sometimes overlooked but extremely important when thinking about purchasing a Sport Floor because there are several solutions on the market that its impossible or very costly to repair this type of damage. With our solutions the repairs are easy, economical and very fast allowing the use of your floor again in a few minutes. When the Sports Floor is damaged you just need to replace the damaged tile(s) by accident with a very low cost.



Economic Benefits

Cost of Maintenance = 0

Our solutions do not require costly periodic maintenance, carried out with equipment and specialized personnel. With our solutions is only necessary to perform a cleaning with a common mop and a common detergent (neutral pH) when you feel necessary.



Advertising on Floor

Our solutions allow you to monetize your Sports Floor, advertising directly on the floor just by switching the tiles in to others with different colour on the Floor. This advantage is particularly useful because it allows different advertising sponsors from time to time without any additional cost or need to withdraw and applying stickers with adhesives in the Sports Floor.



Possibility of portability of your Sports Floor for other solutions that may be required

Transform your Sports Installation in to multipurpose space, as you can easily uninstall the Sports Floor, use the space for other uses (Reunions, weddings, etc...), and install the Sports Floor back again protecting the quality of your Sports Floor and the investment you have done on it.

This characteristic is also very useful when you have for example a new Sports Space being built and you can acquire our Sports Floor, install it on the old Sports Space and then when the new Sports Space is done you can easily uninstall and install it on the new Sports Space.




Protection of you Sports Floor and possibility of your sports facility for other activities without any added cost

There are some solutions on the market for the Protection of definite Sports Floor Installation when there is a need to use this space for other sports activities (eg cultural, etc..). In this case besides the investment on a definite Sports Floor, you will need to invest in another solution to allow to use the Sports Facility without damaging the definite Sports Floor. These investments are very expensive and do not guarantee 100% that the Sports Floor will not be affected by these activities.

With Sports Partner Floor, which are easily removed, you may disassemble the Sports Partner Floor to use the facility to other purpose and re-install it with a guarantee that you will not lose the qualities of Sports Partner Floor.



Intercontinental Feminine Futsal Cup



**SPORTS PARTNER FLOOR
NAXOS**




Indoor Sports Floor



Indoor Sports Floor


Biomechanic Rubber Underlayment

Resulting of Orthopaedic and Biomechanics tests all of our indoor Sports Flooring Solutions includes a underlayment rubber, in order to give more comfort to the athletes and protecting their joints and lower-back, and minimize impact sound.



Perfect Surface

Due to a wide study performed in different types of Sports Floor (Including roller skating), the surfaces of our Sports Floor were designed to allow the perfect traction in all directions at the highest level of use.



TECHNICAL SPECIFICATIONS

WARRANTY: 12 YEARS

Sports Floor NAXOS suitable for Indoor sports space. Sports Floor with wide range of advantages in terms of performance, safety, comfort, durability, aesthetic, economic and non-existent maintenance costs.

Very easy and quick to install, this is the best solution for permanent and removable interior spaces (events).

Through the markings of each Sport you can transform your space into a Multisport facility.

TECHNICAL DATA

Made of Polypropylene Copolymer of high impact with our own secret formula with anti UV, in order to assure the durability of the initial colour and high resistance.

Dimensions: 25 x 25 x 1,1 cm

Tile fixation: 7 Points (Female/Male)

Surface: Flat

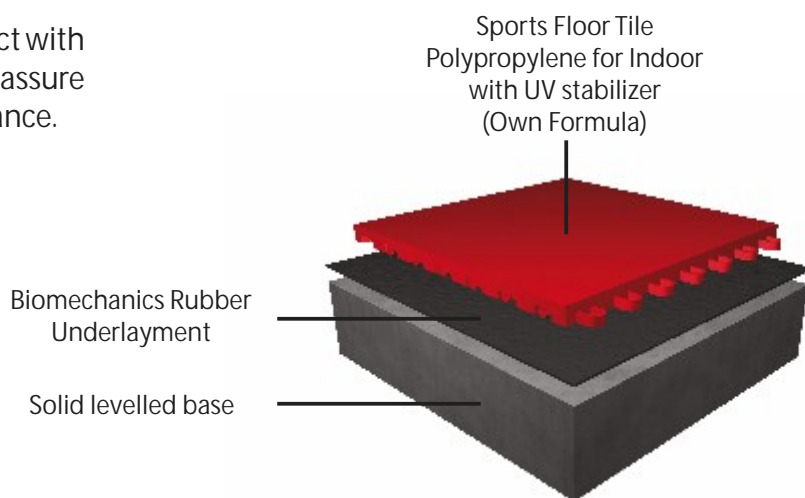
Flatness: 0,0 mm

Solvent Resistance: Excellent

Painting receptivity: Very Good

Remission Side: Between 0,0 and 1,2 mm

Uniform system of support



Our Work - Indoor Sports Floor





FINAL CUP HANDBALL



SPORTS PARTNER FLOOR
NAXOS



before



after



**SPORTS PARTNER FLOOR
PATMOS**



Outdoor Sports Floor



Maximum Drainage

One of the biggest problems of the Outdoor Sports Facilities is the fact that the rain conditions restrain the use of the Sports Floor due to the water puddles that it creates. Sports Partner Floor for outdoor use, besides the fact that it has all of the special characteristics present in the architecture of all Sports Partner Floors, was conceived to provide a quick and efficient drainage during wet weather not allowing the creation of water. With this system your Sport Floor dries out more quickly and it allows you to use the outdoor facilities for much more time than other type of solutions.

Monetize your space with Sports Partner Flooring.



Why doesn't produce puddles after it rains?

1. Fallen Rain.
2. Most of the water passes through holes in the Sport Floor surface, getting only very small drops size on its surface.
3. The design of the support base of the tile on Sports Partner Floor assures an excellent drainage in several directions.
4. Because the drops that remain on its surface are very small, the drying time is extremely fast, allowing you to use your Sport space in a matter of minutes.



Visit our website
WWW.SPORTSPARTNERINTERNATIONAL.COM
and see the demonstration videos
features fast-drying

Outdoor Sports Floor - PATMOS

TECHNICAL SPECIFICATIONS

Sports Floor open surface (no roughness), with a wide range of advantages in terms of performance, safety, comfort, durability, no maintenance cost, aesthetics and economics.

Very easy and quick to install, this is the best solution for outdoor spaces.

Through the markings of the each Sport you can transform your space into a Multisport facility.

WARRANTY: 12 YEARS

TECHNICAL DATA

Made of Polypropylene Copolymer of high impact with our own secret formula with anti UV, in order to assure the durability of the initial colour and high resistance.

Dimensions: 25 x 25 x 1,1 cm

Tile fixation: 7 Points (Female/Male)

Surface: Grid (open)

Flatness: 0,0 mm

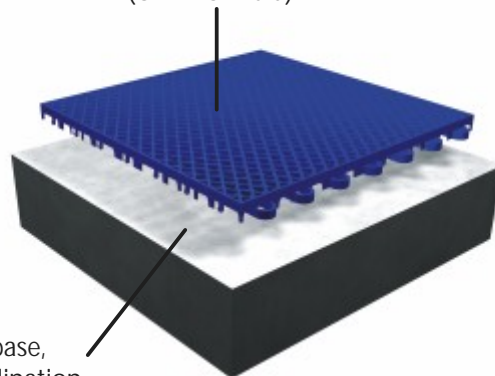
Solvent Resistance: Excellent

Painting receptivity: Very Good

Remission Side: Between 0,0 and 1,2 mm

Uniform system of support

Sports Floor Tile Polypropylen
for Outdoor with UV stabilizer
(Own Formula)



Solid levelled base,
with minimum inclination
necessary for proper
water drainage.



Our Work - Outdoor Sports Floor





21.º Estoril Open 2010

**SPORTS PARTNER FLOOR
PATMOS**



Roger Federer



EUROBASKET 2007



**SPORTS PARTNER
FLOOR**

PATMOS



Colours



Ral: 1001
Beige



Ral: 1011
Brown Beige



Ral: 1015
Light Ivory



Ral: 1018
Zinc Yellow



Ral: 2004
Pure Orange



Ral: 3009
Oxide Red



Ral: 3020
Traffic Red



Ral: 4008
Signal Violet



Ral: 5003
Sapphire Blue




Ral: 5005
Signal Blue



Ral: 5010
Gentiane Blue



Ral: 5012
Light Blue



Ral: 5018
Turquoise Blue




Ral: 5022
Night Blue




Ral: 5023
Distant Blue



Ral: 5024
Pastel Blue



Ral: 5025
Hoquei Blue




Ral: 6012
Black Green



Ral: 6018
Yellow Green




Ral: 6032
Signal Green



Ral: 7015
Slate Grey




Ral: 7016
Anthracite Grey



Ral: 7038
Agate Grey



Ral: 7047
Telegrey



Ral: 9005
Jet Black



Ral: 9010
Pure White

Frequently Asked Questions

Can I combine colours on the Floor?

Yes, you can combine colours on the Floor areas such as safety in one colour and play areas in another colour.

In what area can I install the Sports Partner Floor?

The Sports Flooring Partner can be applied to any definitive hard levelled surface.

What kind of work is needed to install the Sports Partner Floor?

Sports Partner Floor does not require any type of construction work. Due to its easy mounting system (fitting male / female) is quickly applied on the existing levelled surface.

How is the Sports Partner Floor fixed to the surface?

With the force of gravity. You do not need bolts, adhesives or other type of fixing systems. Only mount the tiles and you are ready to play.

Once it's installed, can I disassemble and / or move the Sports Partner Floor?

Yes, that is the advantage of the Sports Partner Floor architecture - Tiles. Due to the easy install system (fitting male / female) you can easily assemble and disassemble without losing any of its features and characteristics. This feature is extremely useful to use on Sports Space to perform other activities (Parties, Events, etc.) assuring you can protect your Sports Floor.

What are the advantages of installing Sports Partner Floor?

No need for construction work. You do not need any fixing at all. It is a quick, simple, fast and clean installation.

How long usually takes to install a Sports Partner Floor?

A floor with about 1000 m² can be installed in about two days (8h/day).

What are the maintenance costs of the Sport Partner Floor?

The only maintenance that is required is to do a normal cleanup, to remove the accumulate dirt to assure grip, being the maintenance costs inherent to the cost of the water, detergent and cleaning person.

What is the lifetime of a Sports Partner Floor?

Due to its construction, materials, the durability of our flooring is quite long. There are some floors with over 20 years with daily use in perfect conditions without any problems.

Does Sports Partner Floor have safety features?

Yes, the millimetric joints between each tiles allows to the floor to adapt to the movement of the athlete minimizing the risks of injuries, which is a distinctive feature of this type of Sports Floor compared to other solutions (Wood, linoleum, etc.). In the Indoor floors there is a shock absorption layer in order to increase the absorption of vertical impact, protecting the joints and lower back of athletes.

Is the investment in a Sports Partner Floor a good business for us?

Yes. Compared to other solutions such as wood, synthetic and others definitive solutions, Sports Partner Flooring have the best performance, best advantages due to it's architecture, does not requires a large initial investment and maintenance costs are almost nonexistent.

There was an accident an my Basketball goal fell and damaged the Floor, and I had to replace the entire Floor. How would I solve this situation with your solution?

Unlike other Sports Floors when something like this happen you need to replaced the entire floor or require a major repair that are commonly very expensive and slow to solve. With our solution you would only need to replace the damaged tile(s) and within minutes your have the problem solved.

One of the tubes that passes beneath the existing Sports floor is damaged and i must replace it. With the solution that I have now I have to take the entire Sports Floor and because the floor is glued to the concrete I can not glue it back once again. How would this works with Sports Partner Floor?

With our solution you would only need to take out the tiles in the area you wish, do the repair, and place it back again. Fast, easy and clean.

I had a flood in my Sports Space and the Sports Floor was totally ruined. How would this works with Sports Partner Flooring?

Due to the material of construction of our tiles (Polypropylene) with anti bacterial properties, the floor is not damaged with water. You would only need to remove all the water and clean the Floor, and minutes after (when its dry) the floor could be used again.



Sports Partner

Estrada da Pernigem, n.º 26 • 2705-726 - São João das Lampas
Sintra • Portugal

Telf.: +351 212 433 443 • Fax: +351 210 173 951

E-mail: info@sportspartnerinternational.com

www.sportspartnerinternational.com